








Lubrication Equipment

Series	Features	Port size	Bowl capacity (cm ³)	Viscosity of applicable oil cst (40°C)	Option	Page
Large Flow Lubricator AL800/900 	Individual lubrication	1 1/4 to 2	500 1,000	32	1,000 cm ³ tank Float switch	762
Auto Feed Lube ALF400 to 900 	Auto lubrication function	1/4 to 2	*1	32	Bracket	765
Auto Feed Tank ALT-5, -9 	With inlet pressure insulation function	AIR 1/4 OIL 3/8	5,000 9,000	32	Float switch	765
D.P. Lube/D.P. Lube Unit ALD600/900/ALDU600/900 	Centralized multi-point lubrication	3/4 to 2	2,000 5,000	32	Bracket Bracket panel (ALDU) Float switch	770
Booster Lube ALB900 	Centralized multi-point lubrication No pressure differential	1, 2, 3	5,000	32	Float switch	775
Mist Spray Unit LMU100/200 	Intermittent spray	1/4	3,000	2 to 200	Float switch	781
Impulse Lubricator ALIP1000/1100 	Intermittent discharge of small, constant amounts	1/8	160 1,000	2 to 460	160, 1,000 cm ³ tank	786

*1 Refer to the bowl capacity of the auto feed tank.